Danaco **Nurt**

Identity guidelines

Production identity 1.0.0 for release 0.1.1

The mark, the name, the colours, the grounds, the finishing, the print, the icons and the terminal.

Contents

01 Idea 3

02 Mark 5

03 Wordmark 9

04 Layouts 11

05 Colour 13

06 Grounds 16

07 Finishing 18

08 Print 20

09 Applications 21

10 Terminal 25

11 Rules 28

12 Files 30

What changed

The production identity replaces the identity before production

Area	Before	Production 1.0.0	Reason
Arms of the mark	36.5 degrees	36.87 degrees, slope 3 : 4	A ratio of whole numbers: every point is set with a ruler and a compass.
Stroke : stream	11 : 5 nominal, 5.9 clear, unequal along the band	11 : 5.5, equal along the whole band	The stream is half of the stroke and has one width everywhere; at 16 px the 5.9 clearance measured 1.34 px.
Cuts of the arms	x = 45.5, tips 5.0 units apart	x = 49.7, tips interlock by 3.4 units	No vertical line divides the figure; a plain pair <> is always divided by one.
Tones	silver #C3C8CE, gold #D4AE6E: 1.24 : 1	silver #DDE1E6, gold #C9A15A: 1.83 : 1	The pair keeps a lightness difference in grey (1.91 : 1 against 1.27 : 1).
Small sizes	one drawing for 16 to 32 px	three drawings: 16, 24 and 32 px	Aligned to the pixel grid; the channel stays open at every size.
Typeface of the name	letters drawn on the mark grid	Geist 400 / 700, own spacing per pair, bevels on N, r, t	Flat cut terminals take the cuts of the mark; Geist Mono is the companion for the terminal.
Layouts	horizontal, stacked, mark	horizontal, vertical, compact, mark, wordmark	Each in nine colour variants, ten with the screen metal (the wordmark has no metal variant).
Grounds	graphite and light	seven grounds with a measured matrix of pairings	Contrast measured, not assumed.
Terminal banner	the name in large letters	the mark in half blocks; 7-bit ASCII without UTF-8	The banner shows the figure of the product in its two tones.

The idea

A step and its undo are one figure



Two identical chevrons. The left one is silver and points back: the step back, undo. The right one is gold and points forward: the step forward, the change. The gold chevron is the silver one turned by 180 degrees about the centre of the grid, so the two are one figure.

The channel between the two parallel arms is the stream, in Polish nurt. It has one width along the whole band, half of the stroke.

Nurt is a command shell and a language in which every change is recorded in a journal and can be undone. The mark says it without a word: the silver chevron is always on the left and raised, the gold chevron on the right and lowered.

Silver #DDE1E6	Gold #C9A15A	Cyan #4FD1F5
the step back	the step forward	the blue of the terminal, text only

Construction

Grid of 96 units, slope 3 : 4, stroke 11, stream 5.5



Grid 96 x 96 units, centre of the turn (48, 48). Dashed: cuts at x = 49.7 and x = 46.3.

Parameter	Value
Grid	96 x 96 units, centre of the turn (48, 48)
Slope of the arms	3 : 4 (36.8699 degrees)
Stroke	11 units
Stream (clearance between the chevrons)	5.5 units, equal along the band (measured 5.50)
Apex of the silver chevron	x = 20, centre line at y = 37.31
Cuts of the arms	vertical, x = 49.7 (silver) and x = 46.3 (gold)
Radii	outer apex 5.5 (half of the stroke), four ends 1.2, inner apex 0.6
Box of the mark	67.0 x 77.28 units
Interlock of the tips	3.4 units

The gold chevron is the silver one rotated by 180 degrees about (48, 48); both are drawn from one list of vertices, so the turn is exact. Corners are circular arcs written as cubic curves. The paths are in identity.json.

Decisions of the mark

What the production drawing corrects



Left: the identity before production. Right: production 1.0.0; dashed, the former construction on the same grid.

- The arms follow 3 : 4, so every point can be set with a ruler and a compass.
- The stream is half of the stroke and equal along the band; at 16 px the former clearance measured 1.34 px.
- The cuts pass the axis: the gold tip enters the mouth of the silver chevron by 3.4 units, and no vertical line divides the figure. This weakens the association with a plain pair of brackets.
- Silver and gold differ in lightness: 1.83 : 1, in grey 1.91 : 1 (before 1.27 : 1).

Drawings for small sizes

Three drawings aligned to the pixel grid; the main drawing from 48 px



S16 16 to 23 px



S24 24 to 31 px



S32 32 to 47 px



Main from 48 px

At real size (one pixel of the page is one pixel of the screen):



16 px 24 px 32 px 48 px 96 px

No interlock in the small drawings: a fraction of a pixel would blur. Square ends, outer apex rounded, inner apex sharp.

Drawing	Used at	Stroke	Stream	Cuts
S16	16 to 23 px	3.00 px	2.00 px	x = 42 and 54
S24	24 to 31 px	3.50 px	2.11 px	x = 44 and 52
S32	32 to 47 px	4.00 px	2.00 px	x = 48 and 48
Main	from 48 px	5.50 px at 48 px	2.75 px at 48 px	x = 49.7 and 46.3

Clear space and minimum size

A quarter of the box height around the mark; the cap height around a lockup



Mark alone: a quarter of the box height (19 units) on every side.



Lockups: the cap height of the wordmark (x) on every side.

Layout	Screen	Ink in print	Hot foil	Blind emboss
mark	16 px (S16), 24 px (S24), 32 px (S32), 48 px main	6 mm	6.0 mm	19.3 mm
horizontal	96 px	28 mm	40.8 mm	95.6 mm
vertical	64 px	20 mm	30.8 mm	51.7 mm
compact	56 px	20 mm	20.2 mm	52.0 mm
wordmark	72 px	22 mm	30.8 mm	51.7 mm

The name

Geist: Danaco in regular, Nurt in bold

Danaco **Nurt**

Eight typefaces, all under the SIL Open Font License 1.1, were set at one cap height in 400 and 700 with the font kerning only: JetBrains Mono, Inter, Instrument Sans, Manrope, Outfit, Sora, Plus Jakarta Sans and Geist. Criteria: Polish diacritics, weight range, flat cut terminals that take the cuts of the mark, and a companion for the terminal.

Geist is a neutral geometric grotesque with flat, square-cut terminals on r and t and a plain N, so that a cut at the slope of the mark reads as a deliberate gesture. Its monospaced sibling Geist Mono is the face of the terminal and of code. Rejected: Outfit and Sora (round forms), Manrope and Plus Jakarta Sans (soft terminals), Inter (wide default spacing), JetBrains Mono (a code-editor look).

The company name steps back, the product name steps forward: Danaco regular (stem 11.8 cap units), Nurt bold (stem 21.1), ratio 1 : 1.79.

Setting of the wordmark

Tracking, pair corrections and bevels

Parameter	Value
Weights	Danaco 400, Nurt 700
Tracking (per mille of the em)	Danaco +22, Nurt -4
Pair corrections (per mille of the em, on top of the font kerning)	Da -10, an +4, na -4, ac +12, co -2, Nu +6, ur +6, rt +34
Gap between the words	40 cap units (cap height = 100)
Bevels on N, r, t	100 per mille of the em, at 3 : 4
Width of the wordmark	823.1 cap units; x-height 74.6
Closest approach of neighbouring letters (cap units)	Da 16.4, an 17.0, na 18.6, ac 18.1, co 13.3, Nu 17.4, ur 18.7, rt 10.7



N, r and t receive a cut at the slope of the arms of the mark: N on its top right and bottom left corners (the letter keeps its 180 degree symmetry, as the mark does), r on the terminal, t on the top of the stem. Counters, stems and curves stay as designed.

The pair rt was corrected by hand to +34: the terminal of r and the crossbar of t came within 4.8 cap units; after the correction the closest approach is 10.7, the narrowest gap of the wordmark and the value that decides the minimum widths in hot foil. Every pair was verified by exact polygon distance.

Layouts

Horizontal, vertical, compact, mark and wordmark



Horizontal

Mark 2.2 cap heights tall, gap 0.75 cap; the centre of the turn 3 cap units below the middle of the cap height.

Minimum width on screen: 96 px



Vertical

Mark 3.8 cap heights tall, gap 0.95; the wordmark centred under the mark.

Minimum width on screen: 64 px



Compact

Mark 2.0 cap heights tall, gap 0.68; the name Nurt alone.

Minimum width on screen: 56 px

The mark alone and the wordmark alone are the two other layouts (minimum 16 px by height with S16, and 72 px wide). Use the supplied files; do not redraw or retype the mark or the name.

Colour variants

Nine variants of every layout, ten with the screen metal



color-dark
graphite, deep black, graphite with the trace



color-light
paper, warm paper, paper with the trace



black
paper, warm paper, gold ground; one-colour print



white
graphite, deep black; engraving, one-colour print



grey
grey print, photocopies



grey-dark
grey screens



gold
deep black and graphite; foil stamping



metal
screens from 128 px; flat lettering



emboss-light
blind emboss mockups, cotton paper



emboss-dark
blind emboss on dark card

Layouts shown: horizontal. The vertical, compact, mark and wordmark layouts exist in the same variants, except that the wordmark has no metal variant. The emboss variants are plates for mockups, not artwork for print.

Colour tokens

Names describe the function



graphite
#0B0C0E 11 12 14
ground, main

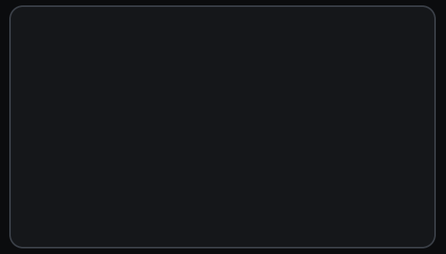

graphite_soft
#15171A 21 23 26
ground, soft



black_deep
#050506 5 5 6
ground, deep black



silver
#DDE1E6 221 225 230
step back



gold
#C9A15A 201 161 90
step forward



ink
#2B2F36 43 47 54
ink on light



gold_deep
#A3722A 163 114 42
gold on light



paper
#F6F7F8 246 247 248
ground, light



paper_warm
#F2EEE6 242 238 230
ground, warm light



gold_ground
#D9BC85 217 188 133
ground, gold

Additional lettering tones: Danaco on dark #C9CED5, Nurt on dark #F6F7F8, Danaco on light #4A515C, Nurt on light #0B0C0E.

Cyan #4FD1F5 (palette index 81) is the blue of the terminal: the strings of a typed line. It is not a colour of the logo.

Colour for print

CMYK from ICC profiles; Pantone numbers are candidates

Token	HEX	CMYK coated FOGRA39	CMYK uncoated FOGRA47	Pantone
graphite	#0B0C0E	60 / 50 / 50 / 100	50 / 40 / 40 / 100	Black 6 C (candidate)
graphite_soft	#15171A	60 / 50 / 50 / 100	50 / 40 / 40 / 100	none (stock or tint)
black_deep	#050506	60 / 50 / 50 / 100	50 / 40 / 40 / 100	none (stock or tint)
silver	#DDE1E6	16 / 9 / 8 / 0	13 / 7 / 6 / 1	877 C metallic; Cool Gray 2 C printed (candidates)
gold	#C9A15A	20 / 34 / 70 / 8	9 / 28 / 70 / 13	871 C metallic; 7562 C printed (candidates)
ink	#2B2F36	75 / 63 / 51 / 65	73 / 53 / 37 / 74	433 C (candidate, low certainty)
gold_deep	#A3722A	28 / 50 / 89 / 22	14 / 46 / 99 / 24	872 C metallic (candidate, low certainty)
paper	#F6F7F8	4 / 2 / 3 / 0	3 / 2 / 2 / 0	none (stock or tint)
paper_warm	#F2EEE6	6 / 6 / 11 / 0	5 / 5 / 8 / 1	none (stock or tint)
gold_ground	#D9BC85	16 / 25 / 53 / 3	9 / 19 / 48 / 8	none (stock or tint)

CMYK is computed with transicc (LittleCMS 2.17), relative colorimetric intent with black point compensation; profiles ISO Coated v2 (FOGRA39, TAC limit 300) and PSO Uncoated ISO12647 (FOGRA47, TAC limit 260). Graphite prints as rich black: 60 / 50 / 50 / 100 (TAC 260) on coated, 50 / 40 / 40 / 100 (TAC 230) on uncoated.

Pantone entries are candidates to be confirmed against a swatch book at the first print; none is certain and none is quoted as a decision.

Metals and contrast

Screen gradients from 128 px; measured contrast of the tones



Silver, brushed (6 stops)

`0.0: #F7F9FB  0.16: #C3C9D1  0.36: #EEF1F4  0.58: #9AA1AA  0.8: #D8DCE2  1.0: #8A919A`



Gold, polished (5 stops)

`0.0: #F6E3B4  0.22: #D6AE66  0.46: #B9893F  0.7: #F0D6A0  1.0: #A9792F`



Gold foil, single-colour variant (5 stops)

`0.0: #EBD29B  0.22: #CFA45C  0.45: #F2DBA6  0.7: #B7863F  1.0: #D9B672`

Pair	Contrast (WCAG 2.1)
silver on graphite	14.9 : 1
gold on graphite	8.1 : 1
ink on paper	12.5 : 1
gold deep on paper	3.9 : 1 (mark and lines only, not text)
silver : gold	1.83 : 1
ink : gold deep	3.20 : 1

A variant is allowed on a ground when the mark keeps 3 : 1 and the lettering 4.5 : 1 against it.

The metal is flat premium metal for large formats and hero surfaces, with a lit edge line of 0.55 units. The lettering stays flat; below 64 px and in the product the flat tones are used.

Grounds

Seven grounds, 1920 x 1080 and 2560 x 1440



Graphite
#0B0C0E
main ground of the product: terminal, documentation, screens



Deep black
#050506
foil and metal in print, presentations



Light
#F6F7F8
documents, papers, light screens



Warm light
#F2EEE6
stationery, packaging, emboss



Warm gold
#D9BC85
campaign grounds; only the black one-colour variant



Graphite with the trace
#0B0C0E
covers, social cards, headers of documentation



Light with the trace
#F6F7F8
light covers and headers

The trace of the stream is a set of hairlines at the slope 3 : 4 that fade out toward the centre, with one pair of lines, silver and gold, spaced by the stream of the mark. A seamless tile for CSS and print (96 px) exists in the two themes.

Pairings

Which variant on which ground, measured

Variant	graphite	deep black	light	warm light	gold	graphite + trace	light + trace
color-dark	yes (8.1)	yes (8.5)	no (1.0)	no (1.1)	no (1.2)	yes (8.1)	no (1.0)
color-light	no (1.0)	no (1.0)	yes (3.9)	yes (3.6)	no (2.3)	no (1.0)	yes (3.9)
black	no (1.1)	no (1.0)	yes (19.6)	yes (18.1)	yes (11.5)	no (1.1)	yes (19.6)
white	yes (19.6)	yes (20.4)	no (1.1)	no (1.2)	no (1.8)	yes (19.6)	no (1.1)
grey	no (1.1)	no (1.1)	yes (4.2)	yes (3.9)	no (2.5)	no (1.1)	yes (4.2)
grey-dark	yes (7.8)	yes (8.2)	no (1.0)	no (1.1)	no (1.1)	yes (7.8)	no (1.0)
gold	yes (6.0)	yes (6.3)	no (3.0)	no (2.8)	no (1.8)	yes (6.0)	no (3.0)
metal	yes	yes	no	no	no	yes	no
emboss-light	no	no	yes	yes	no	no	no
emboss-dark	yes	yes	no	no	no	no	no

A variant is allowed on a ground when the mark keeps 3 : 1 and the lettering 4.5 : 1 against the ground (WCAG 2.1); the number is the contrast. The metal and emboss variants follow the material rule.

Finishing for screens

Flat premium metal and 3D renders

Danaco **Nurt**

Flat premium metal: silver brushed (6 stops, fine horizontal grain), gold polished (5 stops), a lit edge line of 0.55 units. For large formats and hero surfaces from 128 px; the lettering stays flat; below 64 px and in the product the flat tones are used.



3D renders: Blender 5.2.1 LTS, Cycles, CPU, OpenImageDenoise. Brushed silver (metal 1.0, roughness 0.28 to 0.38, anisotropy 0.6 to 0.8 along the brushing) and polished gold (roughness 0.16 to 0.24); silver is brighter than gold in every view. Extrusion 8 units of the 96 grid, bevel 0.6 units in three segments. A studio HDRI (CC0) is used for reflections only.

Renders

Five renders; the parameters are stored with them



render-hero-front
2560 x 1440, 192 samples, lens 120 mm, f/11



render-hero-angle
2560 x 1440, 128 samples, lens 100 mm, f/2.8



render-macro-edge
2560 x 1440, 256 samples, lens 100 mm, f/5.6



render-light-ground
2560 x 1440, 192 samples, lens 120 mm, f/11

render-hero-transparent.png (2048 x 2048, RGBA, 192 samples) carries the mark on a transparent ground. Colour transform: Khronos PBR Neutral.

Print specification

Foil, blind emboss and the preparation of files

Separations

Vector PDF 1.4, one page, trimmed to the logo with a margin of 3 mm; spot colours written as Separation: FOIL_GOLD, FOIL_SILVER, EMBOSS_DIE, K 100 %, and a CMYK version for a dark ground. For the layouts horizontal, vertical and mark.

Hot foil

Heated die, high-gloss metallised foil on a polyester carrier. Gold: warm yellow gold with a slight red component (screen reference #C9A15A); silver: bright neutral to slightly cool mirror silver. Line 0.25 mm and clear gap 0.4 mm at least. The printer supplies swatches (at least three golds and two silvers) stamped on the real stock before the order is released.

Blind emboss

Depth 0.3 to 0.5 mm, walls 45 to 55 degrees, line width 0.5 mm at least, inner corner radius 0.15 mm at least. The smallest embossed mark is 19.3 mm high: 12 mm fails (0.093 mm), 20 mm passes (0.155 mm). Stocks: black card 400 to 600 g, cotton paper 300 to 600 g; no gloss stock.

Files

Curves only; spot colours named FOIL_GOLD, FOIL_SILVER, EMBOSS_DIE; overprint off for foil layers; registration marks supplied by the printer; bleed 3 mm.

Open at the first print: the foil type and number are recorded after the first print; Pantone candidates are confirmed against a swatch book; the hot foil needs the horizontal lockup 40.8 mm wide at least.

Application icons

Tile with the mark; the main drawing from 48 px



graphite



light



gold



web 512



maskable 512

Platform	Files	Parameters
macOS	nurt.icns, nurt.iconset	11 entries; tile 824 on the 1024 canvas, squircle with exponent 5, shadow in two layers
Windows	nurt.ico, nurt-tile-150.png, nurt-tile-44.png	16, 24, 32, 48, 64, 128, 256 px (PNG in ICO); 16, 24 and 32 from the drawings S16, S24, S32; tile 150 has silver on a transparent ground and needs the dark background colour of the manifest
Linux	hicolor/NxN/apps/nurt.png, scalable/apps/nurt.svg, symbolic/apps/nurt-symbolic.svg	N = 16, 22, 24, 32, 48, 64, 96, 128, 192, 256, 512; symbolic in currentColor
Web	favicon.ico, favicon.svg, apple-touch-icon.png, icon-192.png, icon-512.png, icon-maskable-512.png, site.webmanifest	favicon.svg uses the drawing S16 without a tile: silver and gold on a dark theme, ink and deep gold on a light one (prefers-color-scheme)

Icon scale test

Silver and gold stay apart from 16 px to 128 px; the Linux icons at real size

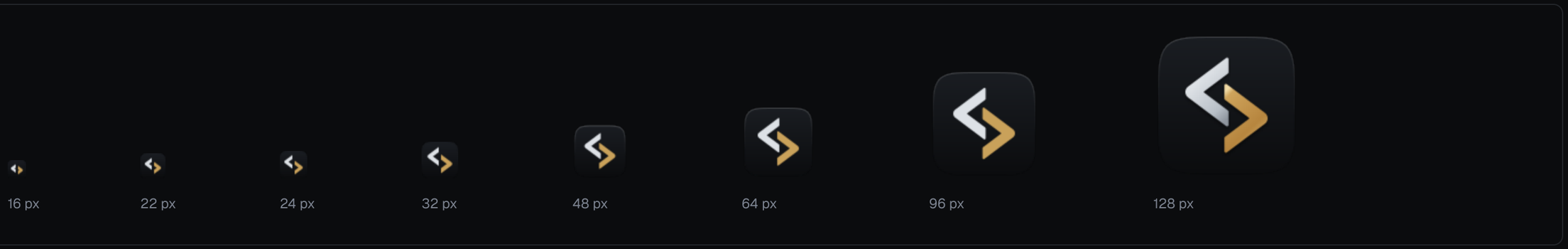

The lightness contrast of silver and gold in grey scale at 16 to 96 px was measured on the delivered pixels of the icons: 1.87 to 1.89 : 1 (tokens: 1.91 : 1). The tile has a gradient from #1A1D22 to #0B0C0E, and the mark fills 58 per cent of it. The icons of 192, 256 and 512 px are made from the same drawing.

Social card and documentation

Metal lockup on the trace of the stream; the mark in the navigation

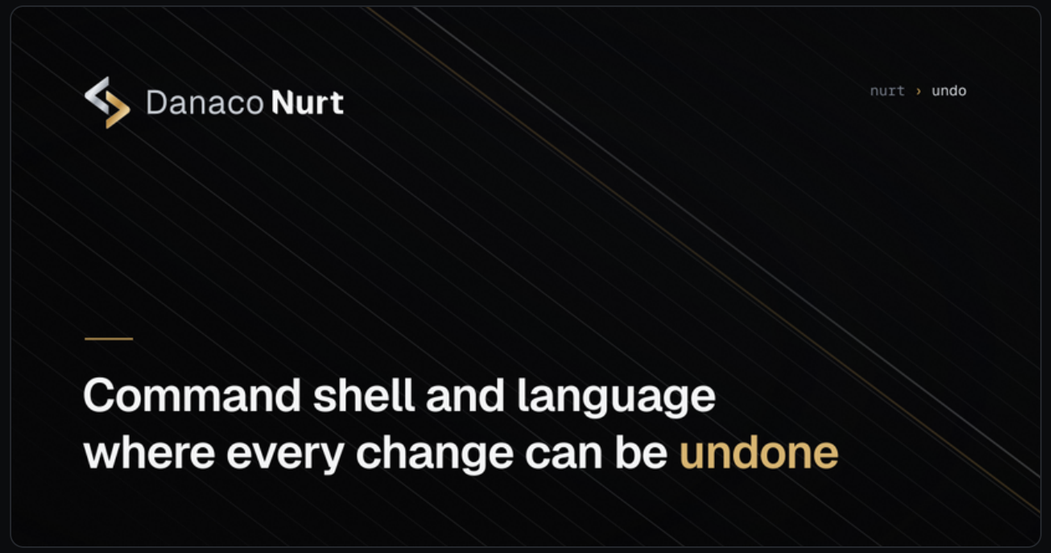

Social card 1200 x 630: the metal horizontal lockup and the sentence of the product.



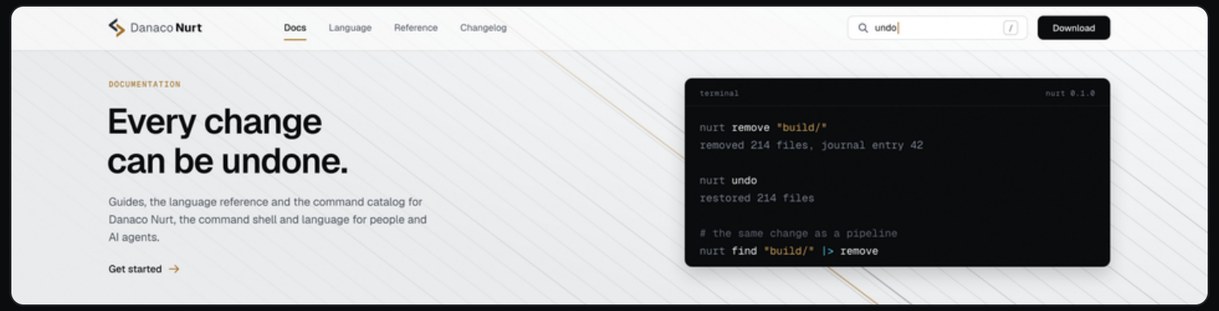

Documentation headers 1920 x 480, dark and light: the mark 30 px high in the navigation, colour variant.

Stationery

Gold foil on black card; blind emboss on paper



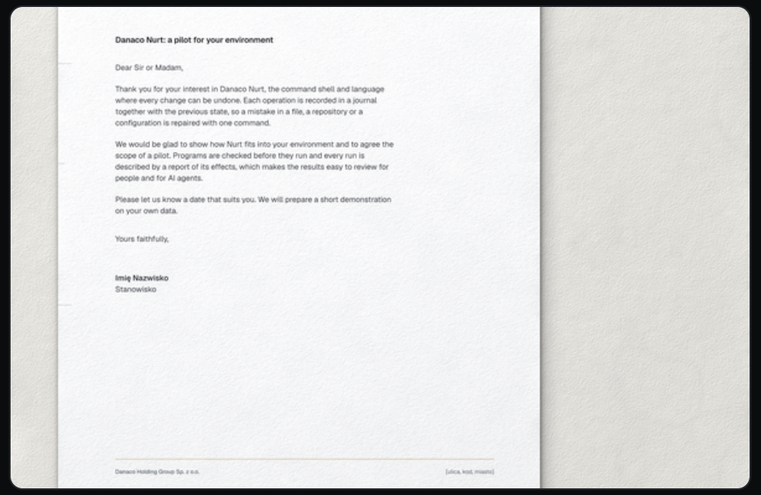



Front of the card: gold foil on black card. Back of the card and the letterhead: blind emboss on paper. Envelope: colour variant. No gloss stock; the minimum sizes of foil and emboss are in the chapter on the mark and in the print specification.

The start banner

The mark in half blocks beside the text of the product



Danaco Nurt

Command shell and language where every change can be undone

nurt 0.1.1

Type 'help' to get started.

Copyright (c) 2026 Danaco Holding Group Sp. z o.o. All rights reserved.

Half blocks: 26 columns x 15 rows (26 x 30 pixels). The left chevron is silver, the right chevron is gold. The text starts three columns after the drawing, on rows 3, 5, 7, 9 and 11.

The banner is written only to an interactive terminal; scripts, pipes and the protocol server receive nothing. Text lines: the name (bold where styling is enabled), the sentence of the product, the version line, the hint and the copyright line.

Fallback and colours

7-bit ASCII drawing, palette indices and the typed line



```
            +#+
         :+###+
      :+######:
    +######+
  +#####+:    +#+:
  ######+     +####+
   :+######:  :+#####+:
      :+#####+:  :######+:
         +####+     +######
           :+#+    :+#####+
                 +######+
             :######+:
             +###+:
             +#+
```

ASCII: 24 columns x 14 rows, the characters # + : and space.

Colour	24-bit	256 palette	Role
silver	#DDE1E6 221;225;230	254	the left chevron, the indicator of the prompt, the pipe
gold	#C9A15A 201;161;90	179	the right chevron, the word nurt of the prompt, commands
cyan	#4FD1F5 79;209;245	81	strings of a typed line

```
nurt> find "/srv/app" |> first 5
```

A typed line: the commands are gold and bold, the strings cyan, the pipe silver and bold, as shipped in 0.1.1.

A terminal that reports 24-bit colour shows exactly these values; any other terminal gets the nearest colours of the 256-colour palette. NO_COLOR or a disabled style turns the colours off and leaves the glyphs.

Selection of the drawing

By terminal and by width

Condition	Drawing	Colour
UTF-8 terminal (LANG, LC_ALL or LC_CTYPE contains UTF-8 or utf8; on Windows: Windows Terminal or console output code page 65001)	half blocks	24-bit when the terminal reports true colour, otherwise palette 254 / 179
any other terminal, including the legacy Windows console	7-bit ASCII	the same rule
styling disabled (NO_COLOR)	as above	none; glyphs only

Width of the terminal	Layout
wide enough for the drawing, the gap of 3 columns and the longest text line	the text stands beside the drawing on rows 3, 5, 7, 9 and 11
narrower than that	the text goes below the drawing after one empty line
narrower than the drawing	the drawing is left out and only the text is written

Turning each drawing by 180 degrees with the roles exchanged (and, for half blocks, the upper and lower half exchanged) gives the same drawing: each chevron is one connected shape and the chevrons are separated by at least one clear cell in every row where both occur. A test of the product checks it.

Rules of use

Seven rules and the forbidden uses

Rules

- Use the supplied files; do not redraw or retype the mark or the name.
- Dark ground: color-dark or white. Light ground: color-light or black. Foil: gold. Screens with large formats: metal.
- Clear space: the cap height of the wordmark in lockups, a quarter of the box height around the mark alone.
- Below 48 px use the drawings S32, S24 and S16; never scale the main drawing down below 48 px.
- The silver chevron is always left and raised, the gold chevron right and lowered; the tones are never swapped.
- Gold appears in tint only as the deep gold #A3722A on light grounds, never as text on #F6F7F8.
- Cyan is the blue of the terminal, for strings in a typed line, not for the logo.

Forbidden

- swapping the tones of the chevrons
- stretching or squeezing; changing the angle or the stroke
- mirroring: the figure is turned, not reflected
- outlining; shadows and glow
- colour on a ground that keeps less than 3 : 1
- busy or coloured backgrounds
- rotation
- another typeface for the name
- crowding the clear space
- gradients that are not in the system

Name and wording

The sentences that belong to the product

Item	Text
Product name	Danaco Nurt
Program name	nurt
Sentence of the product	Command shell and language where every change can be undone
Version line	nurt 0.1.1
Hint of the banner	Type 'help' to get started.
Copyright line	Copyright (c) 2026 Danaco Holding Group Sp. z o.o. All rights reserved.
Licence line	License: Apache-2.0

In running text write Danaco Nurt for the product and nurt for the program and its commands. The company name Danaco steps back in regular weight; the product name Nurt steps forward in bold.

The sentence of the product is the same everywhere: the description of the package that builds the nurt executable, the first paragraph of the README and the second line of the banner.

Files of the identity

Where each asset lives

Path	Content
`production/mark/`	mark in 10 variants (SVG, PNG, PDF), drawings 16, 24 and 32 px, construction and small-size sheets
`production/wordmark/`	wordmark in 9 variants (SVG, PNG, PDF)
`production/lockups/`	horizontal, vertical and compact in 10 variants (SVG, PNG, PDF)
`production/backgrounds/`	seven grounds (SVG, PNG), two seamless tiles, compatibility.json
`production/render/`	five 3D renders and render-metadata.json
`production/icons/`	application icons, favicon, macOS, Windows, Linux and web sets, scale test
`production/print/`	print specification, separations, previews, colour and geometry values
`production/mockups/`	applications as mockups; the banner as text and as ANSI files
`production/identity.json, tokens.css`	decided values and the paths of the mark; colour tokens
`production/production.md`	the specification: decisions, values, rules of use, inventory
`crates/nurt-cli/src/theme.rs`	silver, gold and cyan of the terminal, with the palette indices 254, 179 and 81
`crates/nurt-contracts/src/product.rs`	the banner drawings with their roles, the text lines of the banner

The files of the pack are generated by the scripts in production/build and are not edited by hand; this book is generated by build/build_book.py from the same pack and from the values shipped in the product.



Danaco Nurt

Command shell and language where every change can be undone

https://www.danaco-group.pl · support@danaco-group.pl

Copyright (c) 2026 Danaco Holding Group Sp. z o.o. All rights reserved.